



**APPLICATION FOR
HISTORIC AREA WORK PERMIT**
HISTORIC PRESERVATION COMMISSION
301.563.3400

FOR STAFF ONLY:
HAWP# _____
DATE ASSIGNED _____

APPLICANT:

Name: _____ E-mail: _____
Address: _____ City: _____ Zip: _____
Daytime Phone: _____ Tax Account No.: _____

AGENT/CONTACT (if applicable):

Name: _____ E-mail: _____
Address: _____ City: _____ Zip: _____
Daytime Phone: _____ Contractor Registration No.: _____

LOCATION OF BUILDING/PREMISE: MIHP # of Historic Property _____

Is the Property Located within an Historic District? Yes/District Name _____
 No/Individual Site Name _____

Is there an Historic Preservation/Land Trust/Environmental Easement on the Property? If YES, include a map of the easement, and documentation from the Easement Holder supporting this application.

Are other Planning and/or Hearing Examiner Approvals /Reviews Required as part of this Application? (Conditional Use, Variance, Record Plat, etc.?) If YES, include information on these reviews as supplemental information.

Building Number: _____ Street: _____

Town/City: _____ Nearest Cross Street: _____

Lot: _____ Block: _____ Subdivision: _____ Parcel: _____

TYPE OF WORK PROPOSED: See the checklist on Page 4 to verify that all supporting items for proposed work are submitted with this application. Incomplete Applications will not be accepted for review. Check all that apply:

- | | | |
|---|--|--|
| <input type="checkbox"/> New Construction | <input type="checkbox"/> Deck/Porch | <input type="checkbox"/> Shed/Garage/Accessory Structure |
| <input type="checkbox"/> Addition | <input type="checkbox"/> Fence | <input type="checkbox"/> Solar |
| <input type="checkbox"/> Demolition | <input type="checkbox"/> Hardscape/Landscape | <input type="checkbox"/> Tree removal/planting |
| <input type="checkbox"/> Grading/Excavation | <input type="checkbox"/> Roof | <input type="checkbox"/> Window/Door |
| | | <input type="checkbox"/> Other: _____ |

I hereby certify that I have the authority to make the foregoing application, that the application is correct and accurate and that the construction will comply with plans reviewed and approved by all necessary agencies and hereby acknowledge and accept this to be a condition for the issuance of this permit.

Signature of owner or authorized agent _____
Date

HAWP APPLICATION: MAILING ADDRESSES FOR NOTIFYING
[Owner, Owner's Agent, Adjacent and Confronting Property Owners]

Owner's mailing address	Owner's Agent's mailing address
Adjacent and confronting Property Owners mailing addresses	

Description of Property: Please describe the building and surrounding environment. Include information on significant structures, landscape features, or other significant features of the property:

Description of Work Proposed: Please give an overview of the work to be undertaken:


Work Item 1: _____	
Description of Current Condition:	Proposed Work:

Work Item 2: _____	
Description of Current Condition:	Proposed Work:

Work Item 3: _____	
Description of Current Condition:	Proposed Work:

**HISTORIC AREA WORK PERMIT
CHECKLIST OF
APPLICATION REQUIREMENTS**

	Required Attachments						
Proposed Work	I. Written Description	2. Site Plan	3. Plans/ Elevations	4. Material Specifications	5. Photographs	6. Tree Survey	7. Property Owner Addresses
New Construction	*	*	*	*	*	*	*
Additions/ Alterations	*	*	*	*	*	*	*
Demolition	*	*	*		*		*
Deck/Porch	*	*	*	*	*	*	*
Fence/Wall	*	*	*	*	*	*	*
Driveway/ Parking Area	*	*		*	*	*	*
Grading/Excavation/ Landscaping	*	*		*	*	*	*
Tree Removal	*	*		*	*	*	*
Siding/ Roof Changes	*	*	*	*	*		*
Window/ Door Changes	*	*	*	*	*		*
Masonry Repair/ Repoint	*	*	*	*	*		*
Signs	*	*	*	*	*		*



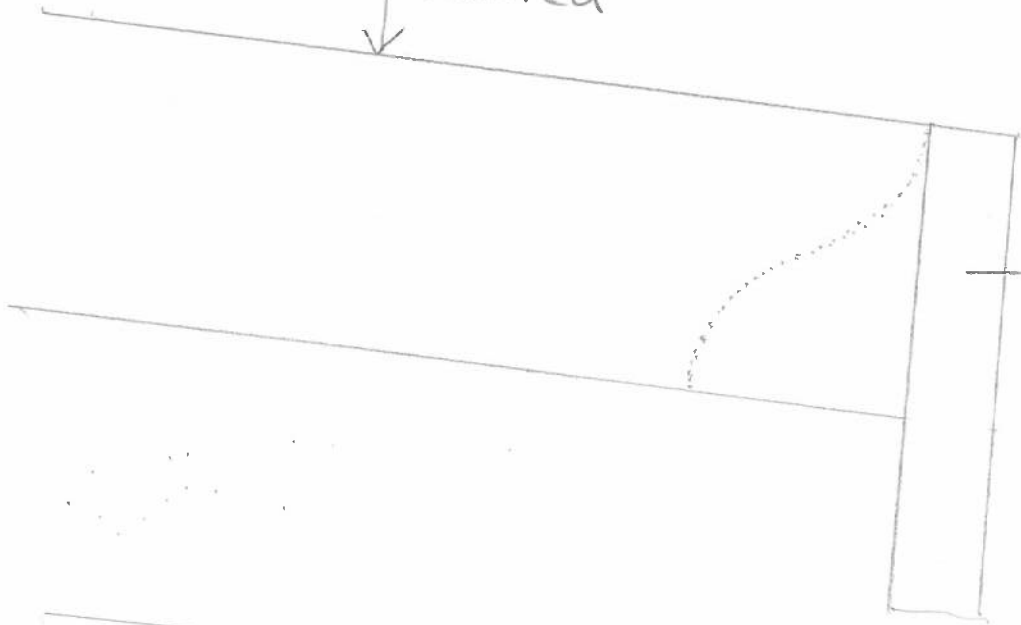
Existing rafter



cannot attach
fascia board



sistered



new fascia
board attached



New K-style
gutter



18

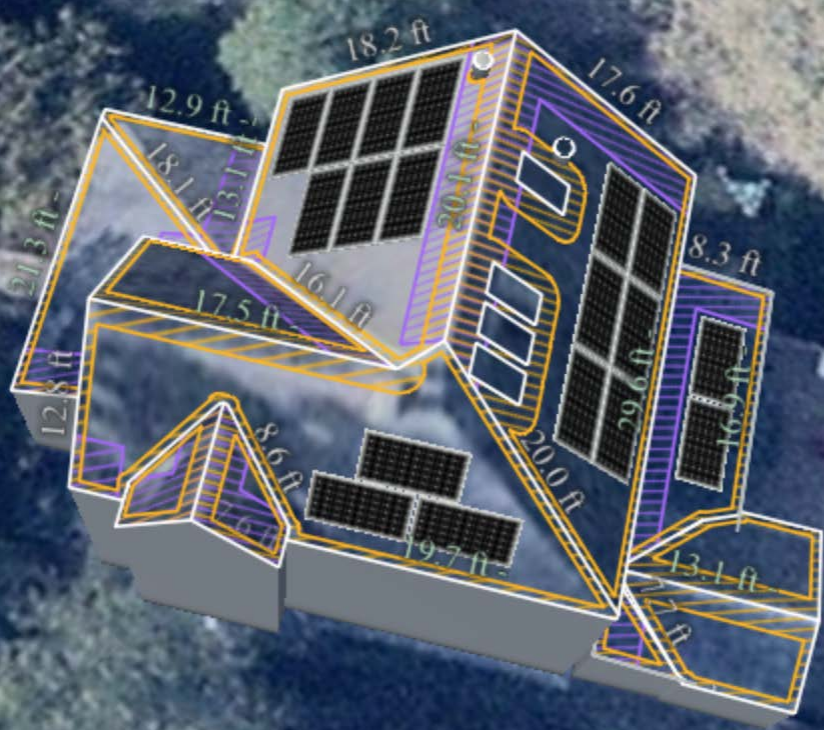












Dimensions (ft):

- 18.2 ft
- 17.6 ft
- 12.9 ft
- 21.3 ft
- 18.1 ft
- 13.1 ft
- 17.5 ft
- 16.1 ft
- 8.3 ft
- 12.8 ft
- 29.6 ft
- 19.6 ft
- 8.6 ft
- 20.0 ft
- 19.7 ft
- 13.1 ft
- 12.7 ft