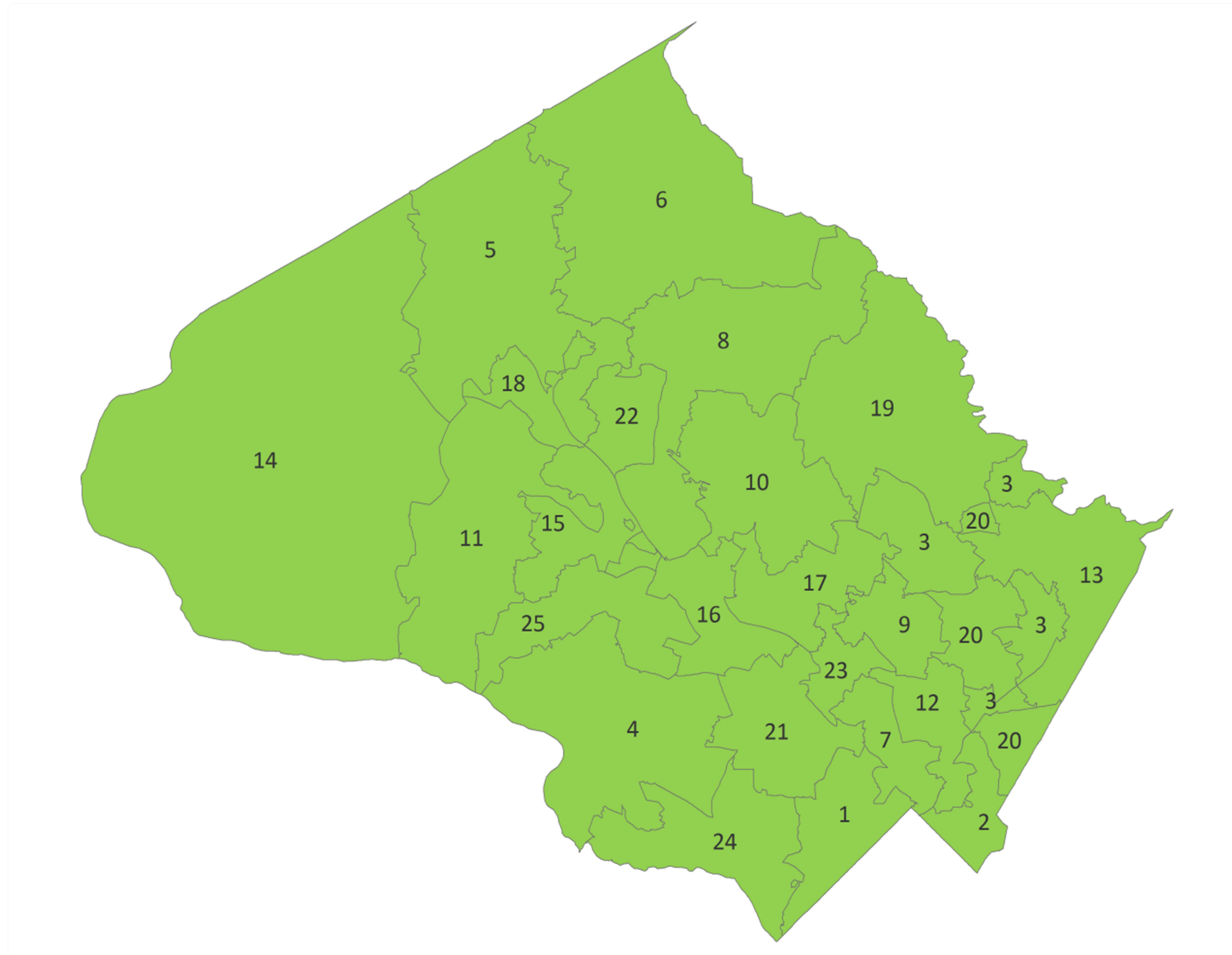


# Annual School Test Calculations



School adequacy is measured for each school level by high school cluster.



# Cluster
1 Bethesda-Chevy Chase HS
2 Blair HS
3 Blake HS
4 Churchill HS
5 Clarksburg HS
6 Damascus HS
7 Einstein HS
8 Gaithersburg HS
9 Kennedy HS
10 Magruder HS
11 Northwest HS
12 Northwood HS
13 Paint Branch HS
14 Poolesville HS
15 Quince Orchard HS
16 Richard Montgomery HS
17 Rockville HS
18 Seneca Valley HS
19 Sherwood HS
20 Springbrook HS
21 Walter Johnson HS
22 Watkins Mill HS
23 Wheaton HS
24 Whitman HS
25 Wootton HS

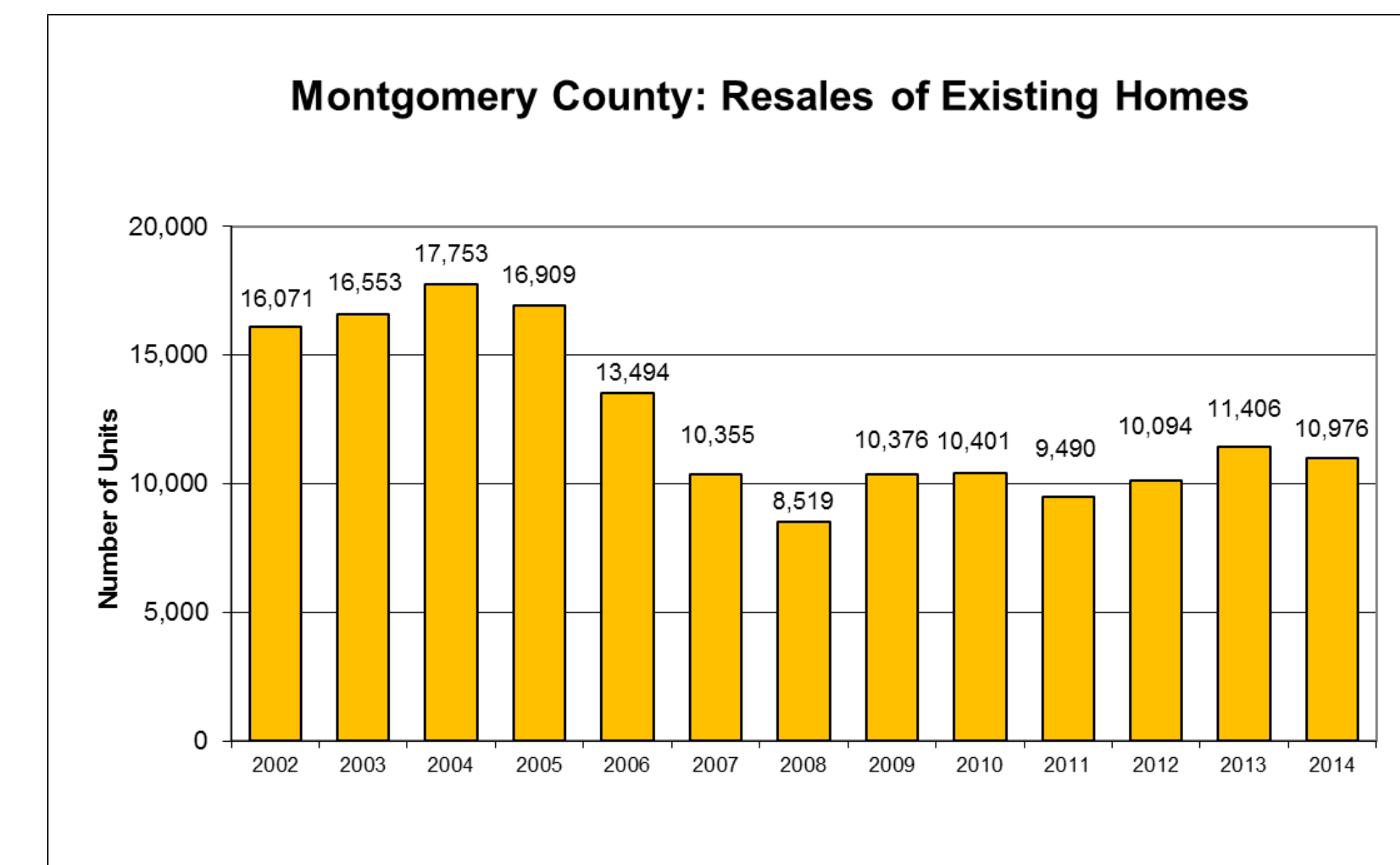
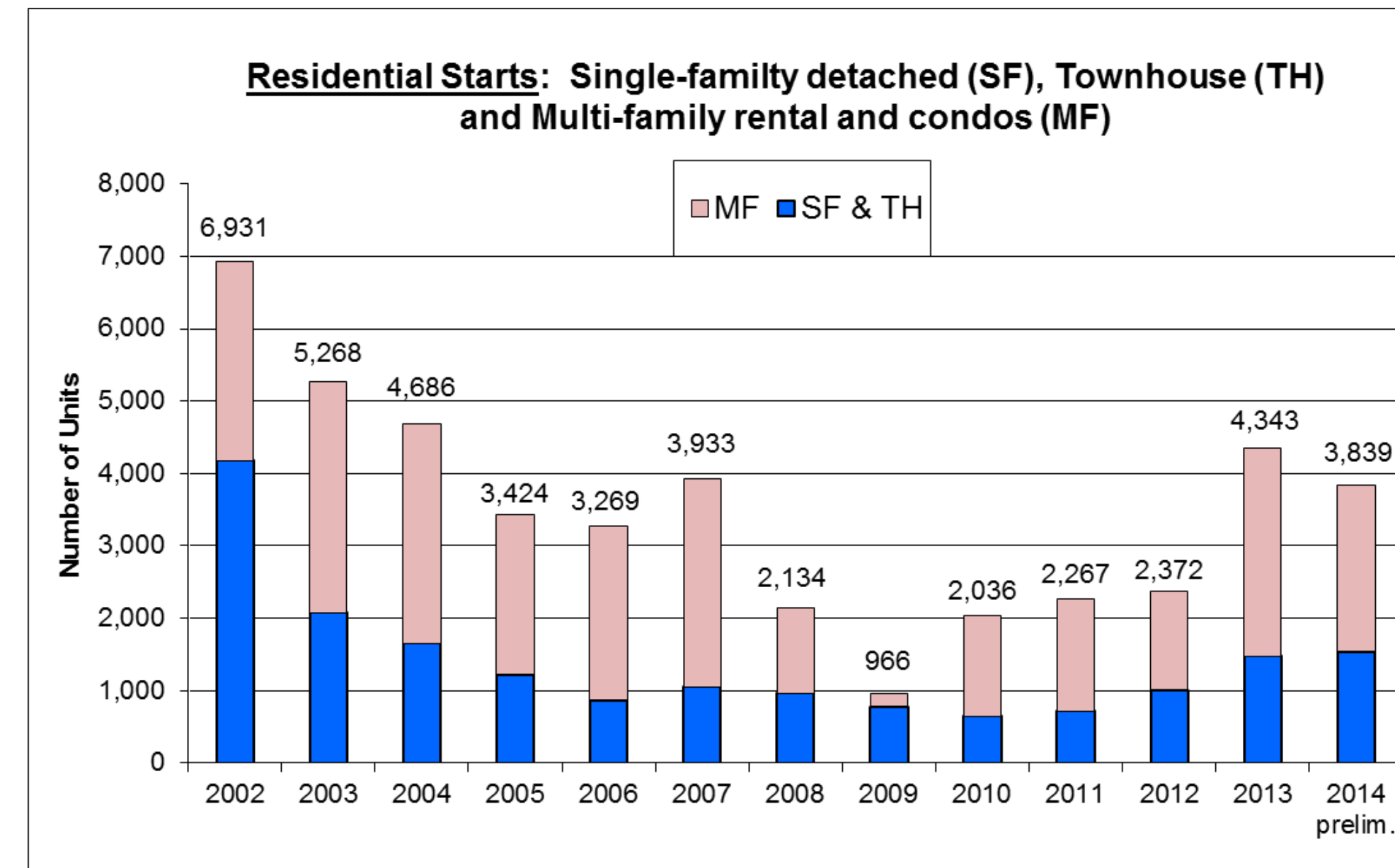
# Annual School Test Calculations



School facility adequacy is based on **projected school capacity** compared to **projected enrollment**. Projected capacity measures existing and planned school capacity. Existing school capacity is defined as MCPS program capacity.

Projected enrollment is based on several factors:

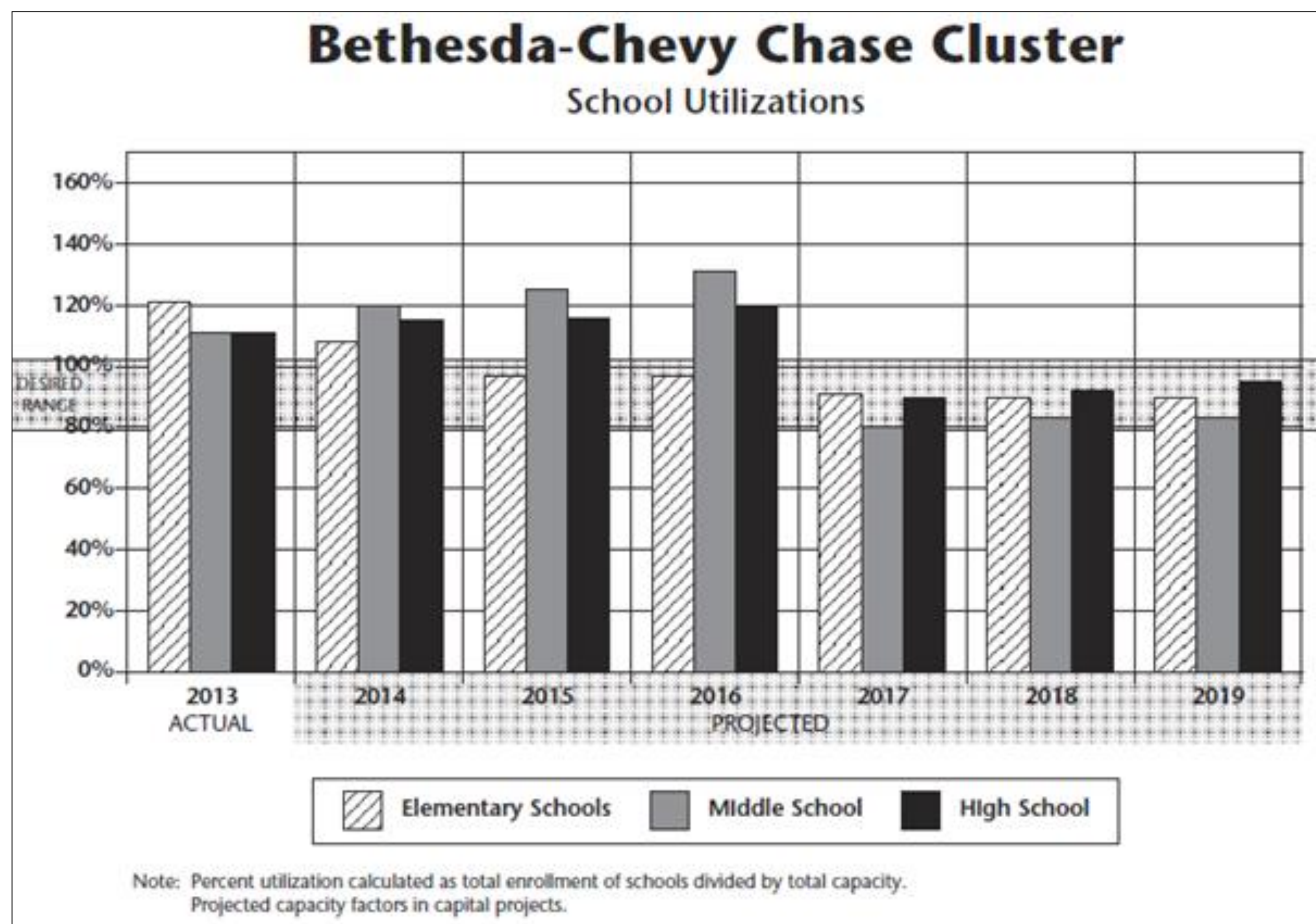
- Births in the County.
- Aging of the school-age population.
- Migration of residents into and out of the County.
- Housing (new housing and the resale of existing homes).
- Forecast 5 years into the future.



When projected enrollment exceeds projected capacity (termed utilization level), either a **payment** is required for development to proceed or a **moratorium** is imposed.

If projected enrollment 5 years in the future exceeds 120 % of projected capacity (existing and planned), a moratorium is placed on the approval of new residential development.

If projected enrollment 5 years in the future exceeds 105 % of projected capacity **but** does not exceed 120%, a School Facility Payment is required for each school level over 105 %. The payment rates vary by school level based on construction costs and by dwelling unit type.



Test for adequacy is conducted annually at all three school levels (elementary, middle and high) for each school cluster area

Student Generation Rates are an estimate of the number of students generated by different housing types.

**New** methodology developed in cooperation between Montgomery County Public Schools (MCPS) and Montgomery County Planning.

Two major inputs:

- **Student addresses** with grade-level information attached (confidential information removed).
- **Parcel File** with residential structure information.



# Annual School Test Calculations Public Comments

- Moratorium should not be ended until there is a solution approved by the Board of Education and funded through appropriation.
- School test should occur at the individual school – not across cluster level.
  - And still at 120 percent.
- We need a mechanism for short-term relief when all other “protections” have failed. Be creative.
- For more accuracy, use student yield factors by sub-areas or cluster area instead of the countywide rates currently used for calculation of the school facility payments (since the payments go to the cluster for capital improvements anyway).
- Consider doing generation rates by number of bedroom in new housing.
- Comparative of enrollment growth needs should be one of factors considered in school test (i.e. MF can build faster than schools).
- Consider longer-range time-frame for school test (beyond 5 yrs.)
- Consider moving the school facility payment threshold to 100% from 105%.
- Consider increasing the percentage of the recordation tax that is directed to schools.